


Product Datasheet

Playset PZA R1280



Aluminium round
profile
Ø89 mm



The set contains:

1. Tower with square platform with roof - 8 pcs
2. Tower with square platform without roof - 2 pcs
3. Tower with rope platform - 1 pcs
4. Vertical rope entrance - 1 pcs
5. Slant rope entrance - 1 pcs
6. Rope bridge - 3 pcs
7. Slant rope brodge - 1 pcs
8. Movable Bridge - 2 pcs
9. Bridge Balance Beam - 1 pcs
10. Tunnel Bridge - 1 pcs
11. Slant Bridge - 1 pcs
12. Straight Bridge - 1 pcs
13. Slide h=150 cm - 1 pcs
14. Slide h=120 cm - 1 pcs
15. Tube Slide - 1 pcs
16. Fireman's Pipe - 1 pcs
17. Ladder - 3 pcs
18. Interwines - 1 pcs
19. Arched entrance - 1 pcs
20. Slant climbing wall - 1 pcs

Age: 5+

Safety zone: 1420 cm x 1502 cm


Safety zone area: 126,7 m²

Free fall height: 200 cm

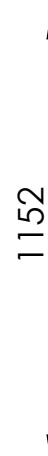
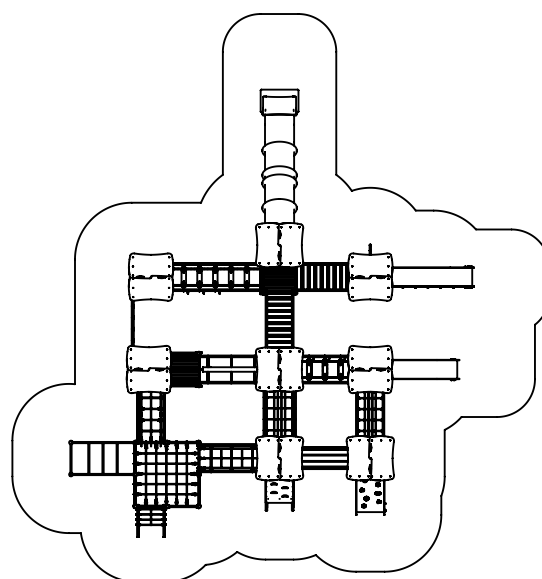
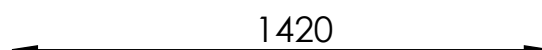
Spare parts availability: YES

Product compliant with PN-EN 1176-1:2017, PE-EN 1176-3:2017: YES

[m]



[cm]



Mounting:

The set is mounted in the ground.
Foundations made of C20/25 concrete.

In sets containing a slide, pay attention to the location in relation to the directions of the world because the sun heats the slide. The slide should not be mounted to the south.

Renders are for reference only, actual appearance may differ from the one show on the render.

Acceptable shock absorbing surfaces and their minimum thickness

Material ^a	Description [mm]	Minimum depth ^b [cm]	Maximum free heights of fall [cm]
Turf/topsoil		-	≤ 100 ^d
Bark	20 to 80 particle size	20	≤ 200
		30	≤ 300
Woodchip	5 to 30 particle size	20	≤ 200
		30	≤ 300
Sand or gravel ^c	0,25 to 8 grain size	20	≤ 200
		30	≤ 300
Other materials	As tested according to EN 1177		Critical fall height as tested

^a For further information on specific material properly prepared for use in children's playgrounds

^b For loose particulate material, add 100 mm to the minimum depth to compensate for displacement(see 4.2.8.5.1).

^c Sand and gravel shall be well rounded and washed to eliminate most of the silt or clay particles. Washed sand and gravel is considered to be from alluvial (natural eroded) deposits and free from most silt or clay particles. For gravel this may commonly be described as 'pea shingle'. Uniformity coefficient $D_{60}/D_{10} < 3,0$. Grain size can be identified by use of a sieve test, as in EN 933-1(see Annex G)

^d See NOTE 2 in 4.2.8.5.2